



# **NIRMALA COLLEGE OF PHARMACY MUVATTUPUZHA**

Muvattupuzha P.O., Ernakulam Dist., Kerala – 686661

Telephones: 0485 2836888, 0485 2830666

Email: [nip\\_mvpa@yahoo.co.in](mailto:nip_mvpa@yahoo.co.in) Website: [www.nirmalacp.org](http://www.nirmalacp.org)

## **FIRST CYCLE NAAC ACCREDITATION 2023**

### **CRITERION 1**



#### **CURRICULAR ASPECTS**





**1.3.1. Institution integrates crosscutting issues relevant to Professional Ethics, Gender, Human Values, Environment and Sustainability in transacting the Curriculum.**

Submitted to



**THE NATIONAL ASSESSMENT AND ACCREDITATION COUNCIL**

## List of M Pharm (Pharmacology) courses relevant to Gender, Human Values, Environment and Sustainability and Professional Ethics

- ❖ Gender Issues 
- ❖ Human Values 
- ❖ Environment And Sustainability 
- ❖ Professional Ethics 



**1.3.1. QLM INSTITUTION  
INTEGRATES CROSSCUTTING  
ISSUES RELEVANT TO  
PROFESSIONAL ETHICS,  
GENDER, HUMAN VALUES,  
ENVIRONMENT AND  
SUSTAINABILITY IN  
TRANSACTING THE  
CURRICULUM.**

**KERALA UNIVERSITY OF HEALTH SCIENCES**  
**Thrissur - 680596**

**SYLLABUS**

**POST GRADUATE COURSE IN PHARMACY**  
**Master of Pharmacy (M.Pharm.)**

<b>PHARMACOLOGY</b>	<b>MPL</b>
<b>KUHS Course Code</b>	<b>280</b>

(2019-20 Academic year onwards)

**2019**



**Course of study for M.Pharm. I & II Semester**

<b>MPL</b>	<b>PHARMACOLOGY</b>				
<b>Course Code</b>	<b>Course</b>	<b>Credit Hours</b>	<b>Credit Points</b>	<b>Hrs./wk</b>	<b>Marks</b>
<b>Semester I</b>					
MPT101T	Modern Pharmaceutical Analytical Techniques	4	4	4	100
MPL 102T	Advanced Pharmacology-I	4	4	4	100
MPL 103T	Pharmacological and Toxicological Screening Methods-I	4	4	4	100
MPL 104T	Cellular and Molecular Pharmacology	4	4	4	100
MPL 105P	Pharmacology Practical -I	4	4	4	100
-	Seminar/Assignment	7	4	7	100
<b>Total</b>		<b>35</b>	<b>26</b>	<b>35</b>	<b>650</b>
<b>Semester II</b>					
MPL 201T	Advanced Pharmacology II	4	4	4	100
MPL 202T	Pharmacological and Toxicological Screening Methods –II	4	4	4	100
MPL 203T	Principles of Drug Discovery	4	4	4	100
MPL 204T	Clinical research and Pharmacovigilance	4	4	4	100
MPL 205P	Pharmacology Practical -II	12	6	12	150
-	Seminar /Assignment	7	4	7	100
<b>Total</b>		<b>35</b>	<b>26</b>	<b>35</b>	<b>650</b>

**Course of study for M. Pharm. III & IV Semester**

<b>Course Code</b>	<b>Course</b>	<b>Credit Hours</b>	<b>Credit Points</b>	<b>Marks</b>
<b>Semester III</b>				
MRM 301T	Research Methodology and Biostatistics	4	4	100
-	Journal Club	1	1	25
-	Discussion / Presentation(proposal presentation)	2	2	25
-	Research Work	28	14	350
<b>Total</b>		<b>35</b>	<b>21</b>	<b>500</b>
<b>Semester IV</b>				
-	Journal Club	1	1	25
-	Presubmission Discussion / Presentation	3	3	75
-	Research Work	31	16	400
<b>Total</b>		<b>35</b>	<b>20</b>	<b>500</b>



## PHARMACOLOGY (MPL)

### MODERN PHARMACEUTICAL ANALYTICAL TECHNIQUES (MPT 101T)

#### SCOPE

This subject deals with various advanced analytical instrumental techniques for identification, characterization and quantification of drugs. Instruments dealt are NMR, Mass spectrometer, IR, HPLC, GC etc.

#### OBJECTIVES

Upon completion of the course, student shall be able to know about

- Chemicals and excipients
- The analysis of various drugs in single and combination dosage forms
- Theoretical and practical skills for handling of the instruments

#### THEORY

60 Hrs

1. a. UV-Visible spectroscopy: Introduction, Theory, Laws, Instrumentation 10 Hrs  
associated with UV-Visible spectroscopy, Choice of solvents and solvent effect and Applications of UV-Visible spectroscopy, Difference/ Derivative spectroscopy.

b. IR spectroscopy: Theory, Modes of Molecular vibrations, Sample handling, Instrumentation of Dispersive and Fourier - Transform IR Spectrometer, Factors affecting vibrational frequencies and Applications of IR spectroscopy, Data Interpretation.

c. Spectrofluorimetry: Theory of Fluorescence, Factors affecting fluorescence (Characteristics of drugs that can be analysed by fluorimetry), Quenchers, Instrumentation and Applications of fluorescence spectrophotometer.

d. Flame emission spectroscopy and Atomic absorption spectroscopy: Principle, Instrumentation, Interferences and Applications.

2. NMR spectroscopy: Principle, Instrumentation, 10 Hrs  
Solvent requirement in NMR, Relaxation process, NMR signals in various compounds, Chemical shift, Factors influencing chemical shift, Spin-Spin coupling, Coupling constant, Nuclear magnetic double resonance, Brief outline of principles of FT-NMR and <sup>13</sup>C NMR. Applications of NMR spectroscopy.

3. Mass Spectroscopy: Principle, Theory, Instrumentation of Mass Spectroscopy, 9 Hrs  
Different types of ionization like electron impact, chemical, field, FAB and MALDI, APCI, ESI, APPI Analyzers of Quadrupole and Time of Flight, Mass fragmentation and its rules, Meta stable ions, Isotopic peaks and Applications of Mass spectroscopy.

4. Chromatography: Principle, apparatus, instrumentation, chromatographic 9 Hrs  
parameters, factors affecting resolution, isolation of drug from excipients, data interpretation and applications of the following:

- a) Thin Layer chromatography
- b) High Performance Thin Layer Chromatography
- c) Ion exchange chromatography
- d) Column chromatography
- e) Gas chromatography
- f) High Performance Liquid chromatography
- g) Ultra High Performance Liquid chromatography
- h) Affinity chromatography
- i) Gel Chromatography



5. a. Electrophoresis: Principle, Instrumentation, Working conditions, factors affecting separation and applications of the following: 9 Hrs  
 i) Paper electrophoresis ii) Gel electrophoresis iii) Capillary electrophoresis iv) Zone electrophoresis v) Moving boundary electrophoresis vi) Iso electric focusing  
 b. X ray Crystallography: Production of X rays, Different X ray methods, Bragg's law, Rotating crystal technique, X ray powder technique, Types of crystals and applications of X-ray diffraction.
6. a. Potentiometry: Principle, working, Ion selective Electrodes and Application of potentiometry. 9 Hrs  
 b. Thermal Techniques: i) Differential scanning calorimetry (DSC): Principle, thermal transitions and Instrumentation (Heat flux and power-compensation and designs), Modulated DSC, Hyper DSC, experimental parameters (sample preparation, experimental conditions, calibration, heating and cooling rates, resolution, source of errors) and their influence, advantage and disadvantages, pharmaceutical applications.  
 ii) Differential Thermal Analysis (DTA): Principle, instrumentation and advantage and disadvantages, pharmaceutical applications, derivative differential thermal analysis (DDTA).  
 iii) Thermo Gravimetric Analysis (TGA): Principle, instrumentation, factors affecting results, advantage and disadvantages, pharmaceutical applications.
7. Immunological assays: RIA (Radio immuno assay), ELISA, Bioluminescence assays. 4 Hrs

## REFERENCES

1. Spectrometric Identification of Organic compounds - Robert M Silverstein, 6th Edition, John Wiley & Sons, 2004.
2. Principles of Instrumental Analysis - Douglas A Skoog, F. James Holler, Timothy A. Nieman, 5th Edition, Eastern Press, Bangalore, 1998.
3. Instrumental Methods of Analysis - Willards, 7th Edition, CBS publishers.
4. Practical Pharmaceutical Chemistry - Beckett and Stenlake, Vol II, 4th Edition, CBS Publishers, New Delhi, 1997.
5. Organic Spectroscopy - William Kemp, 3rd Edition, ELBS, 1991.
6. Quantitative Analysis of Drugs in Pharmaceutical formulation - P.D. Sethi, 3rd Edition, CBS Publishers, New Delhi, 1997.
7. Pharmaceutical Analysis-Modern Methods-Part B-J.W. Munson, Vol 11, Marcel Dekker Series.
8. Spectroscopy of Organic Compounds, 2nd Edition, P.S. Kalsi, Wiley Eastern Ltd, Delhi.
9. Textbook of Pharmaceutical Analysis, K.A. Connors, 3rd Edition, John Wiley & Sons, 1982.

## ADVANCED PHARMACOLOGY – I (MPL 102T)

### Scope

The subject is designed to strengthen the basic knowledge in the field of pharmacology and to impart recent advances in the drugs used for the treatment of various diseases. In addition, this subject helps the students to understand the concepts of drug action and mechanisms involved

### Objectives

Upon completion of the course the student shall be able to :

- Discuss the pathophysiology and pharmacotherapy of certain diseases
- Explain the mechanism of drug actions at cellular and molecular level





- Understand the adverse effects, contraindications and clinical uses of drugs used in treatment of diseases

## **THEORY**

**60 Hrs**

### **1. General Pharmacology**

**12 Hrs**

a. Pharmacokinetics: The dynamics of drug absorption, distribution, biotransformation and elimination. Concepts of linear and non-linear compartment models. Significance of protein binding.

b. Pharmacodynamics: Mechanism of drug action and the relationship between drug concentration and effect. Receptors, structural and functional families of receptors, quantitation of drug receptors interaction and elicited effects.

### **2. Neurotransmission**

**12 Hrs**

a. General aspects and steps involved in neurotransmission.

b. Neurohumoral transmission in autonomic nervous system (detailed study about neurotransmitters- Adrenaline and Acetyl Choline).

c. Neurohumoral transmission in central nervous system (detailed study about neurotransmitters- histamine, serotonin, dopamine, GABA, glutamate and glycine].

d. Non adrenergic non cholinergic transmission (NANC). Co- transmission

Systemic Pharmacology.

A detailed study on pathophysiology of diseases, mechanism of action, pharmacology and toxicology of existing as well as novel drugs used in the following systems

Autonomic Pharmacology

Parasympathomimetics and lytics, sympathomimetics and lytics, agents affecting neuromuscular junction

### **3. Central nervous system Pharmacology**

**12 Hrs**

General and local anesthetics

Sedatives and hypnotics, drugs used to treat anxiety.

Depression, psychosis, mania, epilepsy, neurodegenerative diseases.

Narcotic and non-narcotic analgesics.

### **4. Cardiovascular Pharmacology**

**12 Hrs**

Diuretics, antihypertensives, antiischemics, anti- arrhythmics, drugs for heart failure and hyperlipidemia.

Hematinics, coagulants , anticoagulants, fibrinolytics and anti- platelet drugs

### **5. Autocoid Pharmacology**

**12 Hrs**

The physiological and pathological role of Histamine, Serotonin, kinins, prostaglandins opioid autocoids. Pharmacology of antihistamines, 5HT antagonists.

## **REFERENCES**

1. The Pharmacological Basis of Therapeutics, Goodman and Gillman's
2. Principles of Pharmacology: The Pathophysiologic basis of drug Therapy by David E Golan, Armen H, Tashjian Jr, Ehrin J, Armstrong, April W, Armstrong, Wolters, KluwerLippincott Williams & Wilkins Publishers.
3. Basic and Clinical Pharmacology by B.G Katzung
4. Hand book of Clinical Pharmacokinetics by Gibaldi and Prescott.
5. Applied Biopharmaceutics and Pharmacokinetics by Leon Shargel and Andrew B.C Yu..



6. Graham Smith. Oxford textbook of Clinical Pharmacology.
7. Avery Drug Treatment
8. Dipiro Pharmacology, Pathophysiological approach.
9. Green Pathophysiology for Pharmacists.
10. Robbins & Cortan Pathologic Basis of Disease, 9<sup>th</sup> Ed. (Robbins Pathology)
11. A Complete Textbook of Medical Pharmacology by Dr. S.K Srivastava published by APC Avichal Publishing Company
12. KD.Tripathi. Essentials of Medical Pharmacology.
13. Modern Pharmacology with Clinical Applications, Craig Charles R. & Stitzel Robert E., Lippincott Publishers.
14. Clinical Pharmacokinetics & Pharmacodynamics : Concepts and Applications – Malcolm Rowland and Thomas N.Tozer, Wolters Kluwer, Lippincott Williams & Wilkins Publishers.
15. Applied biopharmaceutics and Pharmacokinetics, Pharmacodynamics and Drug metabolism for industrial scientists.
16. Modern Pharmacology, Craig CR. & Stitzel RE, Little Brown & Company.

## **PHARMACOLOGICAL AND TOXICOLOGICAL SCREENING METHODS - I (MPL 103T)**

### **SCOPE**

This subject is designed to impart the knowledge on preclinical evaluation of drugs and recent experimental techniques in the drug discovery and development. The subject content helps the student to understand the maintenance of laboratory animals as per the guidelines, basic knowledge of various in-vitro and in-vivo preclinical evaluation processes

### **Objectives**

Upon completion of the course the student shall be able to,

- Appraise the regulations and ethical requirement for the usage of experimental animals.
- Describe the various animals used in the drug discovery process and good laboratory practices in maintenance and handling of experimental animals
- Describe the various newer screening methods involved in the drug discovery process
- Appreciate and correlate the preclinical data to clinical data.

### **THEORY**

**60 HRS**

1. Laboratory Animals 12 Hrs  
Common laboratory animals: Description, handling and applications of different species and strains of animals.  
Transgenic animals: Production, maintenance and applications. Anaesthesia and euthanasia of experimental animals. Maintenance and breeding of laboratory animals. CPCSEA guidelines to conduct experiments on animals.  
Good laboratory practice.  
Bioassay: principle, scope and limitations and methods
2. Preclinical screening of new substances for the pharmacological activity using in vivo, in vitro, and other possible animal alternative models. 12 Hrs





General principles of preclinical screening. CNS Pharmacology: behavioral and muscle coordination, CNS stimulants and depressants, anxiolytics, antipsychotics, antiepileptics and nootropics. Drugs for neurodegenerative diseases like Parkinsonism, Alzheimers and multiple sclerosis. Drugs acting on Autonomic Nervous System.

3. Preclinical screening of new substances for the pharmacological activity using in vivo, in vitro, and other possible animal alternative models. 12 Hrs

Respiratory Pharmacology: anti-asthmatics, drugs for COPD and anti allergics. Reproductive Pharmacology: Aphrodisiacs and antifertility agents Analgesics, antiinflammatory and antipyretic agents. Gastrointestinal drugs: anti ulcer, anti emetic, anti- diarrheal and laxatives.

4. Preclinical screening of new substances for the pharmacological activity using in vivo, in vitro, and other possible animal alternative models. 12 Hrs

Cardiovascular Pharmacology: antihypertensives, antiarrhythmics, antianginal, antiatherosclerotic agents and diuretics. Drugs for metabolic disorders like antidiabetic, antidyslipidemic agents. Anti cancer agents. Hepatoprotective screening methods.

5. Preclinical screening of new substances for the pharmacological activity using in vivo, in vitro, and other possible animal alternative models. 12 Hrs

Immunomodulators, Immunosuppressants and immunostimulants

General principles of immunoassay: theoretical basis and optimization of immunoassay, heterogeneous and homogenous immunoassay systems. Immunoassay methods evaluation; protocol outline, objectives and preparation. Immunoassay for digoxin and insulin

Limitations of animal experimentation and alternate animal experiments.

Extrapolation of in vitro data to preclinical data and preclinical data to clinical data

## REFERENCES

1. Biological standardization by J.H. Burn D.J. Finney and I.G. Goodwin
2. Screening methods in Pharmacology by Robert Turner. A
3. Evaluation of drugs activities by Laurence and Bachrach
4. Methods in Pharmacology by Arnold Schwartz.
5. Fundamentals of experimental Pharmacology by M.N.Ghosh
6. Pharmacological experiment on intact preparations by Churchill Livingstone
7. Drug discovery and Evaluation by Vogel H.G.
8. Experimental Pharmacology by R.K.Goyal.
9. Preclinical evaluation of new drugs by S.K. Guta
10. Handbook of Experimental Pharmacology, SK.Kulkarni
11. Practical Pharmacology and Clinical Pharmacy, SK.Kulkarni, 3<sup>rd</sup> Edition.
12. David R.Gross. Animal Models in Cardiovascular Research, 2<sup>nd</sup> Edition, Kluwer Academic Publishers, London, UK.
13. Screening Methods in Pharmacology, Robert A.Turner.
14. Rodents for Pharmacological Experiments, Dr.Tapan Kumar chatterjee.
15. Practical Manual of Experimental and Clinical Pharmacology by BikashMedhi (Author), Ajay Prakash (Author)



## CELLULAR AND MOLECULAR PHARMACOLOGY(MPL 104T)

### Scope:

The subject imparts a fundamental knowledge on the structure and functions of cellular components and help to understand the interaction of these components with drugs. This information will further help the student to apply the knowledge in drug discovery process.

### Objectives:

Upon completion of the course, the student shall be able to,

- Explain the receptor signal transduction processes.
- Explain the molecular pathways affected by drugs.
- Appreciate the applicability of molecular pharmacology and biomarkers in drug discovery process.
- Demonstrate molecular biology techniques as applicable for pharmacology

### THEORY

60 Hrs

#### 1. Cell biology

12 Hrs

Structure and functions of cell and its organelles. Genome organization. Gene expression and its regulation, importance of siRNA and micro RNA, gene mapping and gene sequencing.

Cell cycles and its regulation.

Cell death– events, regulators, intrinsic and extrinsic pathways of apoptosis.

Necrosis and autophagy.

#### 2. Cell signaling

12 Hrs

Intercellular and intracellular signaling pathways.

Classification of receptor family and molecular structure ligand gated ion channels; G-protein coupled receptors, tyrosine kinase receptors and nuclear receptors.

Secondary messengers: cyclic AMP, cyclic GMP, calcium ion, inositol 1,4,5trisphosphate, (IP3), NO, and diacylglycerol. Detailed study of following intracellular signaling pathways: cyclic AMP signaling pathway, mitogen activated protein kinase (MAPK)signaling, Janus kinase (JAK)/signal transducer and activator of transcription (STAT) signaling pathway.

#### 3. Principles and applications of genomic and proteomic tools DNA electrophoresis, PCR (reverse transcription and real time), gene sequencing, micro array technique, SDS page, ELISA and western blotting.

12 Hrs

Recombinant DNA technology and gene therapy

Basic principles of recombinant DNA technology-restriction enzymes, various types of vectors.

Applications of recombinant DNA technology.

Gene therapy- various types of gene transfer techniques, clinical applications and recent advances in gene therapy.

#### 4. Pharmacogenomics

12 Hrs

Gene mapping and cloning of disease gene.

Genetic variation and its role in health/ pharmacology

Polymorphisms affecting drug metabolism

Genetic variation in drug transporters

Genetic variation in G protein coupled receptors

Applications of proteomics science: Genomics, proteomics, metabolomics, functionomics, nutrigenomics



### Immunotherapeutics

Types of immunotherapeutics, humanisation antibody therapy, Immunotherapeutics in clinical practice

#### 5. a. Cell culture techniques

12 Hrs

Basic equipments used in cell culture lab. Cell culture media, various types of cell culture, general procedure for cell cultures; isolation of cells, subculture, cryopreservation, characterization of cells and their application.

Principles and applications of cell viability assays, glucose uptake assay, Calcium influx assays

Principles and applications of flow cytometry

#### b. Biosimilars

### REFERENCES:

1. The Cell, A Molecular Approach. Geoffrey M Cooper.
2. Pharmacogenomics: The Search for Individualized Therapies. Edited by J. Licinio and M -L. Wong
3. Handbook of Cell Signaling (Second Edition) Edited by Ralph A. et.al
4. Molecular Pharmacology: From DNA to Drug Discovery. John Dickenson et.al
5. Basic Cell Culture protocols by CherilD.Helgason and Cindy L.Miller
6. Basic Cell Culture (Practical Approach ) by J. M. Davis (Editor)
7. Animal Cell Culture: A Practical Approach by John R. Masters (Editor)
8. Current protocols in molecular biology vol I to VI edited by Frederick M.Ausuvel et al.

### PHARMACOLOGY PRACTICAL – I(MPL 105P)

1. Analysis of Pharmacopoeial compounds and their formulations by UV Vis spectrophotometer
  2. Simultaneous estimation of multi component containing formulations by UV spectrophotometry
  3. Experiments based on HPLC
  4. Experiments based on Gas Chromatography
  5. Estimation of riboflavin/quinine sulphate by fluorimetry
  6. Estimation of sodium/potassium by flame photometry
- Handling of laboratory animals.
1. Various routes of drug administration.
  2. Techniques of blood sampling, anesthesia and euthanasia of experimental animals.
  3. Functional observation battery tests (modified Irwin test)
  4. Evaluation of CNS stimulant, depressant, anxiogenics and anxiolytic, anticonvulsant activity.
  5. Evaluation of analgesic, anti-inflammatory, local anesthetic, mydriatic and miotic activity.
  6. Evaluation of diuretic activity.
  7. Evaluation of antiulcer activity by pylorus ligation method.
  8. Oral glucose tolerance test.
  9. Isolation and identification of DNA from various sources (Bacteria, Cauliflower, onion, Goat liver).
  10. Isolation of RNA from yeast
  11. Estimation of proteins by Bradford/Lowry's in biological samples.
  12. Estimation of RNA/DNA by UV Spectroscopy
  13. Gene amplification by PCR.



14. Protein quantification western blotting.
15. Enzyme based in-vitro assays (MPO, AChEs,  $\alpha$  amylase,  $\alpha$  glucosidase). Cell viability assays (MTT/Trypan blue/SRB).
16. DNA fragmentation assay by agarose gel electrophoresis.
17. DNA damage study by Comet assay.
18. Apoptosis determination by fluorescent imaging studies.
19. Pharmacokinetic studies and data analysis of drugs given by different routes of administration using softwares
20. Enzyme inhibition and induction activity
21. Extraction of drug from various biological samples and estimation of drugs in biological fluids using different analytical techniques (UV)
22. Extraction of drug from various biological samples and estimation of drugs in biological fluids using different analytical techniques (HPLC)

## REFERENCES

1. CPCSEA, OECD, ICH, USFDA, Schedule Y, EPA guidelines,
2. Fundamentals of experimental Pharmacology by M.N.Ghosh
3. Handbook of Experimental Pharmacology by S.K. Kulkarni.
4. Drug discovery and Evaluation by Vogel H.G.
5. Spectrometric Identification of Organic compounds - Robert M Silverstein,
6. Principles of Instrumental Analysis - Douglas A Skoog, F. James Holler, Timothy A. Nieman,
7. Vogel's Text book of quantitative chemical analysis - Jeffery, Basset, Mendham, Denney,
8. Basic Cell Culture protocols by Cheril D. Helgason and Cindy L.Mille
9. Basic Cell Culture (Practical Approach ) by J. M. Davis (Editor)
10. Animal Cell Culture: A Practical Approach by John R. Masters (Editor)
11. Practical Manual of Experimental and Clinical Pharmacology by BikashMedhi(Author), Ajay Prakash (Author) Jaypee brothers' medical publishers Pvt. Ltd

## ADVANCED PHARMACOLOGY – II(MPL 201T)

### Scope

The subject is designed to strengthen the basic knowledge in the field of pharmacology and to impart recent advances in the drugs used for the treatment of various diseases. In addition, the subject helps the student to understand the concepts of drug action and mechanism involved

### Objectives

Upon completion of the course the student shall be able to:

- Explain the mechanism of drug actions at cellular and molecular level
- Discuss the Pathophysiology and pharmacotherapy of certain diseases
- Understand the adverse effects, contraindications and clinical uses of drugs used in treatment of diseases

### THEORY

**60 Hrs**



1. Endocrine Pharmacology 12 Hrs  
Molecular and cellular mechanism of action of hormones such as growth hormone, prolactin, thyroid, insulin and sex hormones Anti-thyroid drugs, Oral hypoglycemic agents, Oral contraceptives, Corticosteroids. Drugs affecting calcium regulation
2. Chemotherapy 12 Hrs  
Cellular and molecular mechanism of actions and resistance of antimicrobial agents such as  $\beta$ -lactams, aminoglycosides, quinolones, Macrolide antibiotics. Antifungal, antiviral, and anti-TB drugs.
3. Chemotherapy 12 Hrs  
Drugs used in Protozoal Infections Drugs used in the treatment of Helminthiasis Chemotherapy of cancer Immunopharmacology Cellular and biochemical mediators of inflammation and immune response. Allergic or hypersensitivity reactions. Pharmacotherapy of asthma and COPD. Immunosuppressants and Immunostimulants
4. GIT Pharmacology 12 Hrs  
Antiulcer drugs, Prokinetics, antiemetics, anti-diarrheals and drugs for constipation and irritable bowel syndrome. Chronopharmacology, biological and circadian rhythms, applications of chronotherapy in various diseases like cardiovascular disease, diabetes, asthma and peptic ulcer
5. Free radicals Pharmacology 12 Hrs  
Generation of free radicals, role of free radicals in etiopathology of various diseases such as diabetes, neurodegenerative diseases and cancer. Protective activity of certain important antioxidants. Recent Advances in Treatment: Alzheimer's disease, Parkinson's disease, cancer, diabetes mellitus

## REFERENCES

1. The Pharmacological basis of therapeutics- Goodman and Gillman's
2. Principles of Pharmacology. The Pathophysiologic basis of drug therapy. David E Golan et al.
3. Basic and Clinical Pharmacology by B.G -Katzung
4. Pharmacology by H.P. Rang and M.M. Dale.
5. Hand book of Clinical Pharmacokinetics by Gibaldi and Prescott.
6. Text book of Therapeutics, drug and disease management by E T. Herfindal and Gourley.
7. Applied biopharmaceutics and Pharmacokinetics by Leon Shargel and Andrew B.C Yu.
8. Handbook of Essential Pharmacokinetics, Pharmacodynamics and Drug Metabolism for Industrial Scientists
9. Robbins & Cortan Pathologic Basis of Disease, 9th Ed. (Robbins Pathology)
10. A Complete Textbook of Medical Pharmacology by Dr. S.K Srivastava published by APC Avichal Publishing Company.
11. KD.Tripathi. Essentials of Medical Pharmacology
12. Principles of Pharmacology. The Pathophysiologic basis of drug Therapy by David E Golan, Armen H, Tashjian Jr, Ehrin J, Armstrong, April W, Armstrong, Wolters, KluwerLippincott Williams & Wilkins Publishers



## PHARMACOLOGICAL AND TOXICOLOGICAL SCREENING METHODS-II (MPL 202T)

### Scope:

This subject imparts knowledge on the preclinical safety and toxicological evaluation of drug & new chemical entity. This knowledge will make the student competent in regulatory toxicological evaluation.

### Objectives:

Upon completion of the course, the student shall be able to,

- Explain the various types of toxicity studies.
- Appreciate the importance of ethical and regulatory requirements for toxicity studies.
- Demonstrate the practical skills required to conduct the preclinical toxicity studies.

### THEORY

60 Hrs

1. Basic definition and types of toxicology (general, mechanistic, regulatory and descriptive) 12 Hrs

Regulatory guidelines for conducting toxicity studies OECD, ICH, EPA and Schedule Y OECD principles of Good laboratory practice (GLP) History, concept and its importance in drug development

2. Acute, sub-acute and chronic- oral, dermal and inhalational studies as per OECD guidelines. 12 Hrs

Acute eye irritation, skin sensitization, dermal irritation & dermal toxicity studies. Test item characterization- importance and methods in regulatory toxicology studies

3. Reproductive toxicology studies, Male reproductive toxicity studies, female reproductive studies (segment I and segment III), teratogenicity studies (segment II) Genotoxicity studies (Ames Test, in vitro and in vivo Micronucleus and Chromosomal aberrations studies) In vivo carcinogenicity studies 12 Hrs

4. IND enabling studies (IND studies)- Definition of IND, importance of IND, industry perspective, list of studies needed for IND submission. Safety pharmacology studies- origin, concepts and importance of safety pharmacology. 12 Hrs

Tier1- CVS, CNS and respiratory safety pharmacology, HERG assay.

Tier2- GI, renal and other studies

5. Toxicokinetics- Toxicokinetic evaluation in preclinical studies, saturation kinetics 12 Hrs  
Importance and applications of toxicokinetic studies. Alternative methods to animal toxicity testing.

### REFERENCES

1. Hand book on GLP, Quality practices for regulated non-clinical research and development (<http://www.who.int/tdr/publications/documents/glp-handbook.pdf>).
2. Schedule Y Guideline: drugs and cosmetics (second amendment) rules, 2005, ministry of health and family welfare (department of health) New Delhi
3. Drugs from discovery to approval by Rick NG.
4. Animal Models in Toxicology, 3rd Edition, Lower and Bryan
5. OECD test guidelines.





6. Principles of toxicology by Karen E. Stine, Thomas M. Brown.
7. Guidance for Industry M3(R2) Nonclinical Safety Studies for the Conduct of Human Clinical Trials and Marketing Authorization for Pharmaceuticals (<http://www.fda.gov/downloads/drugs/guidancecomplianceregulatoryinformation/guidances/ucm073246.pdf>)

## PRINCIPLES OF DRUG DISCOVERY(MPL 203T)

### Scope:

The subject imparts basic knowledge of drug discovery process. This information will make the student competent in drug discovery process

### Objectives:

Upon completion of the course, the student shall be able to,

- Explain the various stages of drug discovery.
- Appreciate the importance of the role of genomics, proteomics and bioinformatics in drug discovery
- Explain various targets for drug discovery.
- Explain various lead seeking method and lead optimization
- Appreciate the importance of the role of computer aided drug design in drug discovery

### THEORY

60 Hrs

1. An overview of modern drug discovery process: Target identification, target validation, lead identification and lead Optimization. Economics of drug discovery. Target Discovery and validation-Role of genomics, proteomics and bioinformatics. Role of nucleic acid microarrays, protein microarrays, antisense technologies, siRNAs, antisense oligonucleotides, Zinc finger proteins. Role of transgenic animals in target validation. **12 Hrs**
2. Lead Identification- combinatorial chemistry & high throughput screening, insilico lead discovery techniques, assay development for hit identification. Protein structure Levels of protein structure, domains, motifs, and folds in protein structure. Computational prediction of protein structure: Threading and homology modeling methods. Application of NMR and X-ray crystallography in protein structure prediction **12 Hrs**
3. Rational Drug Design Traditional vs rational drug design, methods followed in traditional drug design, high throughput screening, concepts of rational drug design, rational drug Design Methods: Structure and pharmacophore based approaches virtual screening techniques: drug likeness screening, concept of pharmacophore mapping and pharmacophore based screening, **12 Hrs**
4. Molecular docking: rigid docking, flexible docking, manual docking; docking based screening. **12 Hrs**  
De novo drug design. Quantitative analysis of structure activity relationship  
History and development of QSAR, SAR versus QSAR, physicochemical parameters, Hansch analysis, Fee Wilson analysis and relationship between them.



5. QSAR Statistical methods – regression analysis, partial least square analysis (PLS)      **12 Hrs**  
and other multivariate statistical methods. 3D-QSAR approaches like COMFA and COMSIA  
Prodrug design-basic concept, prodrugs to improve patient acceptability, drug solubility, drug  
absorption and distribution, site specific drug delivery and sustained drug action. Rationale of  
prodrug design and practical consideration of prodrug design

## REFERENCES

1. MouldySioud. Target Discovery and Validation Reviews and Protocols: Volume 2 Emerging Molecular Targets and Treatment Options. 2007 Humana Press Inc.
2. Darryl León. Scott MarkelIn. Silico Technologies in Drug Target Identification and Validation. 2006 by Taylor and Francis Group, LLC.
3. Johanna K. DiStefano. Disease Gene Identification. Methods and Protocols. Springer New York Dordrecht Heidelberg London.
4. Hugo Kubiny. QSAR: Hansch Analysis and Related Approaches. Methods and Principles in Medicinal Chemistry. Publisher Wiley-VCH
5. Klaus Gubernator, Hans-Joachim Böhm. Structure-Based Ligand Design. Methods and Principles in Medicinal Chemistry. Publisher Wiley-VCH
6. Abby L .Parrill. M . Rami Reddy. Rational Drug Design. Novel Methodology and Practical Applications. ACS Symposium Series; American Chemical Society: Washington, DC, 1999.
7. J. Rick Turner. New drug development design, methodology and, analysis. John Wiley & Sons, Inc., New Jersey.

## CLINICAL RESEARCH AND PHARMACOVIGILANCE(MPL 204T)

### Scope:

This subject will provide a value addition and current requirement for the students in clinical research and pharmacovigilance. It will teach the students on conceptualizing, designing, conducting, managing and reporting of clinical trials. This subject also focuses on global scenario of Pharmacovigilance in different methods that can be used to generate safety data. It will teach the students in developing drug safety data in Pre-clinical, Clinical phases of Drug development and post market surveillance.

### Objectives:

Upon completion of the course, the student shall be able to,

- Explain the regulatory requirements for conducting clinical trial
- Demonstrate the types of clinical trial designs
- Explain the responsibilities of key players involved in clinical trials
- Execute safety monitoring, reporting and close-out activities
- Explain the principles of Pharmacovigilance
- Detect new adverse drug reactions and their assessment
- Perform the adverse drug reaction reporting systems and communication in Pharmacovigilance



## **THEORY**

**60 Hrs**

**Regulatory Perspectives of Clinical Trials:**

**12 Hrs**

Origin and Principles of International Conference on Harmonization - Good Clinical Practice (ICH-GCP) guidelines

Ethical Committee: Institutional Review Board, Ethical Guidelines for Biomedical Research and Human Participant- Schedule Y, ICMR

Informed Consent Process: Structure and content of an Informed Consent Process Ethical principles governing informed consent process

2. Clinical Trials: types and design

**12 Hrs**

Experimental Study- RCT and Non RCT

Observation Study: cohort, case control, cross sectional

**Clinical Trial Study Team**

Roles and responsibilities of Clinical Trial Personnel: investigator, study coordinator, sponsor, Contract Research Organization and its management

3. Clinical Trial Documentation- guidelines to the preparation of documents,

**12 Hrs**

Preparation of protocol, investigator brochure, case report forms, clinical study report

Clinical Trial Monitoring- safety monitoring in CT

Adverse Drug Reactions: Definition and types. Detection and reporting methods. Severity and seriousness assessment. Predictability and preventability assessment, Management of adverse drug reactions; Terminologies of ADR.

4. Basic aspects, terminologies and establishment of pharmacovigilance

**12 Hrs**

History and progress of pharmacovigilance, Significance of safety monitoring, Pharmacovigilance in India and international aspects, WHO international drug monitoring programme, WHO and Regulatory terminologies of ADR, evaluation of medication safety, establishing pharmacovigilance centres in hospitals, industry and national programmes related to pharmacovigilance. Roles and responsibilities in pharmacovigilance

5. Methods, ADR reporting and tools used in Pharmacovigilance

**12 Hrs**

International classification of diseases, international non- proprietary names for drugs, passive and active surveillance, comparative observational studies, targeted clinical investigations and vaccine safety surveillance. Spontaneous reporting system and reporting to regulatory authorities, Guidelines for ADRs reporting, Argus, Aris G Pharmacovigilance, VigiFlow, Statistical methods for evaluating medication safety data.

6. Pharmacoepidemiology, pharmacoconomics, safety pharmacology

**12 Hrs**

## **REFERENCES**

1. Central Drugs Standard Control Organization- Good Clinical Practices, Guidelines for Clinical Trials on Pharmaceutical Products in India. New Delhi: Ministry of Health; 2001.
2. International Conference on Harmonization of Technical requirements for registration of Pharmaceuticals for human use. ICH Harmonized Tripartite Guideline. Guideline for Good Clinical Practice.E6; May 1996.
3. Ethical Guidelines for Biomedical Research on Human Subjects 2000. Indian Council of Medical Research, New Delhi.
4. Textbook of Clinical Trials edited by David Machin, Simon Day and Sylvan Green, March 2005, John Wiley and Sons.



5. Clinical Data Management edited by R K Rondels, S A Varley, C F Webbs. Second Edition, Jan 2000, Wiley Publications.
6. Handbook of clinical Research. Julia Lloyd and Ann Raven Ed. Churchill Livingstone.
7. Principles of Clinical Research edited by Giovanna di Ignazio, Di Giovanna and Haynes.

### **PHARMACOLOGY PRACTICAL – II(MPL 205P)**

1. To record the DRC of agonist using suitable isolated tissues preparation.
2. To study the effects of antagonist/potentiating agents on DRC of agonist using suitable isolated tissue preparation.
3. To determine to the strength of unknown sample by matching bioassay by using suitable tissue preparation.
4. To determine to the strength of unknown sample by interpolation bioassay by using suitable tissue preparation
5. To determine to the strength of unknown sample by bracketing bioassay by using suitable tissue preparation
6. To determine to the strength of unknown sample by multiple point bioassay by using suitable tissue preparation.
7. Estimation of PA2 values of various antagonists using suitable isolated tissue preparations.
8. To study the effects of various drugs on isolated heart preparations
9. Recording of rat BP, heart rate and ECG.
10. Recording of rat ECG
11. Drug absorption studies by averted rat ileum preparation.
12. Acute oral toxicity studies as per OECD guidelines.
13. Acute dermal toxicity studies as per OECD guidelines.
14. Repeated dose toxicity studies- Serum biochemical, haematological, urine analysis, functional observation tests and histological studies.
15. Drug mutagenicity study using mice bone-marrow chromosomal aberration test.
16. Protocol design for clinical trial.(3 Nos.)
17. Design of ADR monitoring protocol.
18. In-silico docking studies. (2 Nos.)
19. In-silico pharmacophore based screening.
20. In-silico QSAR studies.
21. ADR reporting

### **REFERENCES**

1. Fundamentals of experimental Pharmacology-by M.N.Ghosh
2. Hand book of Experimental Pharmacology-S.K.Kulakarni
3. Text book of in-vitro practical Pharmacology by Ian Kitchen
4. Bioassay Techniques for Drug Development by Atta-ur-Rahman, Iqbal choudhary and William Thomsen
5. Applied biopharmaceutics and Pharmacokinetics by Leon Shargel and Andrew B.C.Yu.
6. Handbook of Essential Pharmacokinetics, Pharmacodynamics and Drug Metabolism for Industrial Scientists.



## RESEARCH METHODOLOGY & BIOSTATISTICS (MRM 301T)

### UNIT – I

General Research Methodology: Research, objective, requirements, practical difficulties, types of research, scientific methods of research, types of studies, study design.

Review of literature - Sources of information. Searching of library documents and databases online and offline (Pubmed, Biological abstracts, other databases in pharmaceutical sciences).

Introduction to internet searching using advanced search tools.

### UNIT – II

Collection and analysis of data: Types of data and data collection techniques, processing of data, coding, tabulation and analysis of data.

Biostatistics: Definition, application, sample size, importance of sample size, factors influencing sample size, dropouts, statistical tests of significance, type of significance tests, parametric tests (Student's t-test, ANOVA, Correlation coefficient, regression), non-parametric tests (Wilcoxon rank tests, analysis of variance, correlation, Chi square test), null hypothesis, P values, degree of freedom, interpretation of P values, different software for statistical analysis.

### UNIT – III

Medical Research: History, values in medical ethics, strategies to eliminate errors/bias, controls, randomisation, cross over design, placebo, blinding techniques autonomy, beneficence, non-maleficence, double effect, conflicts between autonomy and beneficence/non-maleficence, euthanasia, informed consent, confidentiality, criticisms of orthodox medical ethics, importance of communication, control resolution, guidelines, ethics committees, cultural concerns, truth telling, online business practices, conflicts of interest, vendor relationships, treatment of family members.

### UNIT – IV

CPCSEA guidelines for laboratory animal facility: Goals, location of animal facilities to laboratories, anaesthesia, euthanasia, physical facilities, environment, animal husbandry, record keeping, SOPs, personnel and training, transport of lab animals.

### UNIT – V

Technical writing, thesis/research report writing, structure of thesis, editing and formatting, reference citations, abstracting, plagiarism and paraphrasing, tools for writing good research report.

### UNIT – VI

Research reporting - poster presentation, seminar and conference presentation, publishing in journals, copyright.

## REFERENCE BOOKS

AtiyaKhanum Irfan Ali Khan , Biostatistics for Pharmacy, 2nd Edition , 2007, Ukaaz



Publications, Hyderabad

C. George Thomas . Research Methodology and Scientific Writing First edition, 2016, Ane Books Pvt. Ltd.;New Delhi,

C. R Kothari. Research Methodology: Methods and Techniques. New Age International (P) Ltd, Publishers. New Delhi

Mahajan, B.K. Methods in Biostatistics. For Medical Students and Research workers, 7th edition 2008 Jaypee Brothers

PutulMahanta , Medical Writing: A Guide for Medicos, Educators and Researchers Jaypee Brothers Medical Publishers; First edition (2018)

RanjanDas . Biomedical Research Methodology :IncludingBiostatistical Applications. 1st Edn .Jaypee Brothers

Ranjit Kumar, Research Methodology: A Step-by-Step Guide for Beginners, 3rd Edition 2011, Sage Publications India Pvt. Ltd. , New Delhi

Sharma Suresh.Research Methodology and Biostatistics. A Comprehensive Guide for Health Care Professionals. 1st Edn . Elsevier India

Sunder Rao. P.S.S and Richard, J. An introduction to Biostatistics: A manual for students in health sciences. Prentice-Hall of India Pvt.Ltd Publishers

\*\*\*\*\*

